

**Shareholding Pattern under Regulation 31 of SEBI (Listing Obligations and Disclosure Requirements) Regulations, 2015**

1	Name of Listed Entity: Uttam Sugar Mills Limited
2	Scrip Code/Name of Scrip/Class of Security: BSE - 532729 NSE - UTTAMSUGAR
3	Share Holding Pattern Filed under: Reg. 31(1)(a)/Reg. 31(1)(b)/Reg.31(1)(c)
a.	If under 31(1)(b) then indicate the report for Quarter ending
b.	If under 31(1)(c) then indicate date of allotment/extinguishment
4	Declaration: The Listed entity is required to submit the following declaration to the extent of submission of information:-


Particulars	Yes*	No*
1 Whether the Listed Entity has issued any partly paid up shares?		No
2 Whether the Listed Entity has issued any Convertible Securities or Warrants?		No
3 Whether the Listed Entity has any shares against which depository receipts are issued?		No
4 Whether the Listed Entity has any shares in locked-in?		No
5 Whether any shares held by promoters are pledge or otherwise encumbered?	Yes	

\* If the Listed Entity selects the option 'No' for the questions above, the columns for the partly paid up shares, Outstanding Convertible Securities/Warrants, depository receipts, locked-in shares, No of shares pledged or otherwise encumbered by promoters, as applicable, shall not be displayed at the time of dissemination on the Stock Exchange website. Also wherever there is 'No' declared by Listed Entity in above table the values will be considered as 'Zero' by default on submission of the format of holding of specified securities.

GENERATED ON :06/01/2016

NSDL : 31/12/2015

CDSL :31/12/2015




**Uttam Sugar Mills Limited**

**Table I - Summary Statement holding of specified securities**

Category	Category of shareholder	Number of shareholders	No. of fully paid up equity shares held	No. of Partly paid-up equity shares held	No. of shares underlying Depository Receipts	Total nos. shares held (IV)+(V)+(VI)	Shareholding as a % of total no. of shares (calculated as per SCRR, 1957)	Number of Voting Rights held in each class of securities		No. of Shares Underlying Outstanding convertible securities (including Warrants)	Shareholding, as a % assuming full conversion of convertible securities (as a percentage of diluted share capital)	Number of Locked In shares		Number of Shares pledged or otherwise encumbered		Number of equity shares held in dematerialised form
								No of Voting Rights Class eg: X	Total % of (A+B+C)			(IX)	(X)	(XI) = (VII)+(X) as a % of	No. (a) As a % of total Shares held(b)	
(A)	Promoter & Promoter Group	19	28603585	0	0	28603585	75.0000	0	0	0	0.0000	0	0.0000	9484170	33.1572	28603585
(B)	Public	20301	9534535	0	0	9534535	25.0000	0	0	0	0.0000	0	0.0000	17855	0.1872	8151280
(C)	Non Promoter - Non Public		0	0	0	0	0.0000	0	0	0	0.0000	0	0.0000	0	0.0000	0
(C1)	Shares Underlying DRs	0	0	0	0	0	0.0000	0	0	0	0.0000	0	0.0000	0	0.0000	0
(C2)	Shares Held By Employee Trust	0	0	0	0	0	0.0000	0	0	0	0.0000	0	0.0000	0	0.0000	0
	<b>Total</b>	<b>20320</b>	<b>38138120</b>	<b>0</b>	<b>0</b>	<b>38138120</b>	<b>100.0000</b>	<b>0</b>	<b>0</b>	<b>0</b>	<b>0.0000</b>	<b>0</b>	<b>0.0000</b>	<b>9502025</b>	<b>24.9147</b>	<b>36754865</b>

GENERATED ON :06/01/2016 NSDL : 31/12/2015 CDSL :31/12/2015



**Uttam Sugar Mills Limited**

**Table II (I)(a) - Statement showing shareholding pattern of the Promoter and Promoter Group**


Category	Category & Name of shareholders	PAN	Nos. of Shareholders	No. of fully paid up equity shares held	No. of equity shares held	No. of shares underlying Depository Receipts	Total nos. shares held (IV)+(V)+(VI)	Shareholding as a % of total no. of shares (calculated as per SCRR, 1957)	Number of Voting Rights held in each class of securities		No. of Shares Underlying conversion of convertible securities (including Warrants)	Shareholding as a % assuming full conversion of convertible securities (as a percentage of diluted share capital)	Number of Locked in shares		Number of Shares pledged or otherwise encumbered		Number of equity shares held in dematerialised form	
									No of Voting Rights	Class eg: X			No. (a)	As a % of total Shares held(b)	No. (a)	As a % of total Shares held(b)		
																		(IX)
1	Indian																	
(a)	Individuals / Hindu Undivided Family		13	5272204	0	0	5272204	13.8240	0	0	0	0.0000	0	0.0000	3484170	66.0856	5272204	
	Raj Kumar Adilakha	AJPK7996C	0	1624610	0	0	1624610	4.2598	0	0	0	0.0000	0	0.0000	1624610	100.0000	1624610	
	Ranjana Adilakha	AAEPA8800E	0	1492550	0	0	1492550	3.9135	0	0	0	0.0000	0	0.0000	1492550	100.0000	1492550	
	Shomna Adilakha	AEMPA3857P	0	870410	0	0	870410	2.2823	0	0	0	0.0000	0	0.0000	0	0.0000	870410	
	Ranjana Chopra	AAFP2296R	0	373300	0	0	373300	0.9788	0	0	0	0.0000	0	0.0000	0	0.0000	373300	
	Rajm Adilakha	ADEPA1996C	0	367010	0	0	367010	0.9623	0	0	0	0.0000	0	0.0000	367010	100.0000	367010	
	Bharat Adilakha	AKPPA0317B	0	166500	0	0	166500	0.4366	0	0	0	0.0000	0	0.0000	0	0.0000	166500	
	Salesha Adilakha	AKPPA4439G	0	139910	0	0	139910	0.3669	0	0	0	0.0000	0	0.0000	0	0.0000	139910	
	Rajni Babbar	ACCPB1027G	0	60000	0	0	60000	0.1573	0	0	0	0.0000	0	0.0000	0	0.0000	60000	
	Shanta	AMFSP8581J	0	4200	0	0	4200	0.0110	0	0	0	0.0000	0	0.0000	0	0.0000	4200	
	Jai Adilakha	AKUPAS278K	0	4104	0	0	4104	0.0108	0	0	0	0.0000	0	0.0000	0	0.0000	4104	
	Raj Kumar Adilakha	AAAGR4573R	0	3100	0	0	3100	0.0081	0	0	0	0.0000	0	0.0000	0	0.0000	3100	
	Balram Adilakha	AWTPA3967F	0	10	0	0	10	0.0000	0	0	0	0.0000	0	0.0000	0	0.0000	10	
	Sonia Adilakha	ACBP88837E	0	0	0	0	0	0.0000	0	0	0	0.0000	0	0.0000	0	0.0000	0	
(b)	Central Government / State Government(s)		0	0	0	0	0	0.0000	0	0	0	0.0000	0	0.0000	0	0.0000	0	
(c)	Financial Institutions / Banks		0	0	0	0	0	0.0000	0	0	0	0.0000	0	0.0000	0	0.0000	0	
(d)	Any Other (Specify)		6	23331381	0	0	23331381	61.1760	0	0	0	0.0000	0	0.0000	6000000	25.7164	23331381	
	Bodies Corporate		6	23331381	0	0	23331381	61.1760	0	0	0	0.0000	0	0.0000	6000000	25.7164	23331381	
	Uttam Adilakha & Sons Holdings Private Limited	AAALG0405E	1	16301224	0	0	16301224	42.7426	0	0	0	0.0000	0	0.0000	0	0.0000	16301224	
	Lipi Bolfers Private Limited	AAACL1650L	1	3515000	0	0	3515000	9.2165	0	0	0	0.0000	0	0.0000	2950000	83.9260	3515000	
	Uttam Industrial Engineering Limited	AAACU1074B	1	2750000	0	0	2750000	7.2106	0	0	0	0.0000	0	0.0000	2750000	100.0000	2750000	
	New Castle Finance And Leasing Pvt Ltd	AAACN0386K	1	380650	0	0	380650	0.9981	0	0	0	0.0000	0	0.0000	0	0.0000	380650	
	Uttam Surotech Limited	AAACU4042K	1	314267	0	0	314267	0.8240	0	0	0	0.0000	0	0.0000	300000	95.4602	314267	
	Shubham Sugars Limited	AAACS9396L	1	70240	0	0	70240	0.1842	0	0	0	0.0000	0	0.0000	0	0.0000	70240	
	Sub Total (A)(1)		19	28603585	0	0	28603585	75.0000	0	0	0	0.0000	0	0.0000	9484170	33.1573	28603585	
2	Foreign																	
(a)	Individuals (Non-Resident)		0	0	0	0	0	0.0000	0	0	0	0.0000	0	0.0000	0	0.0000	0	
(b)	Government / Foreign Individuals		0	0	0	0	0	0.0000	0	0	0	0.0000	0	0.0000	0	0.0000	0	
(c)	Institutions		0	0	0	0	0	0.0000	0	0	0	0.0000	0	0.0000	0	0.0000	0	
(d)	Foreign Portfolio Investor		0	0	0	0	0	0.0000	0	0	0	0.0000	0	0.0000	0	0.0000	0	
(e)	Any Other (Specify)		0	0	0	0	0	0.0000	0	0	0	0.0000	0	0.0000	0	0.0000	0	
	Sub Total (A)(2)		0	0	0	0	0	0.0000	0	0	0	0.0000	0	0.0000	0	0.0000	0	
	Total Shareholding Of Promoter And Promoter Group (A)= (A)(1)+(A)(2)		19	28603585	0	0	28603585	75.0000	0	0	0	0.0000	0	0.0000	9484170	33.1573	28603585	

Details of Shares which remain unclaimed may be given hear along with details such as number of shareholders, outstanding shares held in demat/unclaimed suspense account, voting rights which are frozen etc.

Note:

(1) PAN would not be displayed on website of Stock Exchange(s)


(2) The term 'Encumbrance' has the same meaning as assigned under regulation 28(3) of SEBI (Substantial Acquisition of Shares and Takeovers) Regulations, 2011.



**Uttam Sugar Mills Limited**

**Table III - Statement showing shareholding pattern of the Public shareholder**

Category	Category & Name of shareholders	PAN	Nos. of shareholders	No. of fully paid up equity shares held	No. of Partly paid-up equity shares held	No. of underlying Depository Receipts	Total nos. shares held (IV)+(V)+(VI)	Shareholding as a % of total no. of shares (calculated as per SCRR, 1957)	Number of Voting Rights held in each class of securities			Shareholding as a % assuming full conversion of convertible securities (as a percentage of diluted share capital)	Number of Shares pledged or otherwise encumbered		Number of equity shares held in dematerialised form
									No of Voting Rights	Total as a % of (A+B+C)	(X)		(XII)	(XIII)	
	(i)	(ii)	(iii)	(iv)	(v)	(vi)	(vii) = (iv)+(v)+(vi)	(viii) As a % of (A+B+C2)	(ix)	(x)	(xi) = (vii)+(x) As a % of (A+B+C2)	(xii)	(xiii)	(xiv)	
1	Institutions														
(a)	Mutual Fund		0	0	0	0	0	0.0000	0	0	0.0000	0	0	0.0000	
(b)	Venture Capital Funds		0	0	0	0	0	0.0000	0	0	0.0000	0	0	0.0000	
(c)	Alternate Investment Funds		0	0	0	0	0	0.0000	0	0	0.0000	0	0	0.0000	
(d)	Foreign Venture Capital Investors		0	0	0	0	0	0.0000	0	0	0.0000	0	0	0.0000	
(e)	Foreign Portfolio Investor		0	0	0	0	0	0.0000	0	0	0.0000	0	0	0.0000	
(f)	Financial Institutions / Banks		1	560723	0	0	560723	1.4702	0	0	0.0000	0	0	0.0000	
(g)	Punjab National Bank	AAACPD0165G	0	560723	0	0	560723	1.4702	0	0	0.0000	0	0	0.0000	
(g)	Insurance Companies		0	0	0	0	0	0.0000	0	0	0.0000	0	0	0.0000	
(h)	Provident Funds/ Pension Funds		0	0	0	0	0	0.0000	0	0	0.0000	0	0	0.0000	
(i)	Any Other (Specify)		0	0	0	0	0	0.0000	0	0	0.0000	0	0	0.0000	
	Sub Total (B)(1)		1	560723	0	0	560723	1.4702	0	0	0.0000	0	0	0.0000	
	Central Government/ State Government(s)/ President of India		0	0	0	0	0	0.0000	0	0	0.0000	0	0	0.0000	
	Sub Total (B)(2)		0	0	0	0	0	0.0000	0	0	0.0000	0	0	0.0000	
	3 Non-Institutions														
(a)	Individuals		0	0	0	0	0	0.0000	0	0	0.0000	0	0	0.0000	
	i. Individual shareholders holding nominal share capital up to Rs. 2 lakhs.		19608	4272958	0	0	4272958	11.2039	0	0	0.0000	0	17855	0.4179	
	ii. Individual shareholders holding nominal share capital in excess of Rs. 2 lakhs.		31	2160371	0	0	2160371	5.6646	0	0	0.0000	0	0	0.0000	
(b)	NBFCs registered with RBI		0	0	0	0	0	0.0000	0	0	0.0000	0	0	0.0000	
(c)	Employee Trusts		0	0	0	0	0	0.0000	0	0	0.0000	0	0	0.0000	
(d)	Overseas Depositories(holding DRs) (balancing figure)		0	0	0	0	0	0.0000	0	0	0.0000	0	0	0.0000	
(e)	Any Other (Specify)		661	2540483	0	0	2540483	6.6613	0	0	0.0000	0	0	0.0000	
	Trusts		2	31	0	0	31	0.0001	0	0	0.0000	0	0	0.0000	
	Hindu Undivided Family		217	121093	0	0	121093	0.3175	0	0	0.0000	0	0	0.0000	
	Non Resident Indians (Non Repat)		30	112078	0	0	112078	0.2939	0	0	0.0000	0	0	0.0000	
	Non Resident Indians (Repat)		65	60244	0	0	60244	0.1560	0	0	0.0000	0	0	0.0000	
	Clearing Member		95	150652	0	0	150652	0.3950	0	0	0.0000	0	0	0.0000	
	Bodies Corporate		252	2096385	0	0	2096385	5.4968	0	0	0.0000	0	0	0.0000	
	Sub Total (B)(3)		20900	8973812	0	0	8973812	23.5298	0	0	0.0000	0	17855	0.1990	
	Total Public Shareholding (B) = (B)(1)+(2)+(B)(3)		20901	9534535	0	0	9534535	25.0000	0	0	0.0000	0	17855	0.1873	



Details of the shareholders acting as persons in Concert including their Shareholding (No. and %):  
 Details of Shares which remain unclaimed may be given hear along with details such as number of shareholders, outstanding shares held in demat/unclaimed suspense account, voting rights which are frozen etc

Note:  
 (1) PAN would not be displayed on website of Stock Exchange(s).  
 (2) The above format needs to be disclosed along with the name of following persons: institutions/Non Institutions holding more than 1% of total number of shares  
 (3) W.r.t. the information pertaining to Depository Receipts, the same may be disclosed in the respective columns to the extent information available and the balance to be disclosed as held by custodian.

**Uttam Sugar Mills Limited**

**Table IV - Statement showing shareholding pattern of the Non Promoter- Non Public shareholder**

Category	Category & Name of shareholders	PAN	Nos. of shareholders	No. of fully paid up equity shares held	No. of Partly paid-up equity shares held	No. of shares underlying Depository Receipts	Total nos. shares held	Shareholding as a % of total no. of shares (calculated as per SCRR, 1957)	Number of Voting Rights held in each class of securities			No. of Shares Underlying Outstanding convertible securities (including Warrants)	Shareholding, as a % assuming full conversion of convertible securities as a percentage of diluted share capital)	Number of Locked in shares		Number of Shares pledged or otherwise encumbered		Number equity held in demat form
									No of Voting Rights	Total as a % of (A+B+C)	Class eg: X Class eg: Y Total			No. (a)	As a % of total Shares held(b)	No. (b)	As a % of total Shares held(b)	
1	Custodian/DR Holder		0	0	0	0	0	0.0000	0	0	0	0	0.0000	0	0.0000	0	0.0000	
	Employee Benefit Trust (under SEBI (Share based Employee Benefit) Regulations, 2014)		0	0	0	0	0	0.0000	0	0	0	0	0.0000	0	0.0000	0	0.0000	
	Total Non-Promoter- Non Public Shareholding (C)= (C1)+(C2)		0	0	0	0	0	0.0000	0	0	0	0	0.0000	0	0.0000	0	0.0000	
	(i)		(ii)	(iii)	(iv)	(v)	(vi) = (iv)+(v)+(vi)	(viii) As a % of (A+B+C2)	(ix)	(x)	(xi) = (vii)+(x) As a % of (A+B+C2)	(xii)	(xiii)	(x)				

Note:

- (1) PAN would not be displayed on website of Stock Exchange(s).
- (2) The above format needs to disclose name of all holders holding more than 1% of total number of shares
- (3) W.r.t. the information pertaining to Depository Receipts, the same may be disclosed in the respective columns to the extent information available

GENERATED ON :06/01/2016 NSDL : 31/12/2015 CDSL : 31/12/2015

