

**Shareholding Pattern under Regulation 31 of SEBI (Listing Obligations and Disclosure Requirements) Regulations, 2015**

1.	Name of Listed Entity: Uttam Sugar Mills Limited
2.	Scrip Code/Name of Scrip/Class of Security: 532729
3.	Share Holding Pattern Filed under: Reg. <del>31(1)(a)</del> /Reg. 31(1)(b)/Reg. <del>31(1)(c)</del>
	a. If under 31(1)(b) then indicate the report for Quarter ending 31.03.2018
	b. <del>If under 31(1)(c) then indicate date of allotment/extinguishment</del>
4.	Declaration: The Listed entity is required to submit the following declaration to the extent of submission of information:-

	Particulars	Yes*	No*
1	Whether the Listed Entity has issued any partly paid up shares?		No
2	Whether the Listed Entity has issued any Convertible Securities or Warrants?		No
3	Whether the Listed Entity has any shares against which depository receipts are issued?		No
4	Whether the Listed Entity has any shares in locked-in?		No
5	Whether any shares held by promoters are pledge or otherwise encumbered?	Yes	

\* If the Listed Entity selects the option 'No' for the questions above, the columns for the partly paid up shares, Outstanding Convertible Securities/Warrants, depository receipts, locked-in shares, No of shares pledged or otherwise encumbered by promoters, as applicable, shall not be displayed at the time of dissemination on the Stock Exchange website. Also wherever there is 'No' declared by Listed Entity in above table the values will be considered as 'Zero' by default on submission of the format of holding of specified securities.

GENERATED ON :04/07/2018      NSDL : 30/06/2018      CDSL :30/06/2018




**Uttam Sugar Mills Limited**

**Table I - Summary Statement holding of specified securities**

Category	Category of shareholder	Nos. of shareholders	No. of fully paid up equity shares held	No. of Partly paid-up equity shares held	No. of shares underlying Depository Receipts	Total nos. shares held	Shareholding as a % of total no. of shares (calculated as per SCRR, 1957)	Number of Voting Rights held in each class of securities			No. of Shares Underlying Outstanding convertible securities (including Warrants)	Shareholding, as a % assuming full conversion of convertible securities (as a percentage of diluted share capital)	Number of Locked in shares		Number of Shares pledged or otherwise encumbered		Number of equity shares held in dematerialised form
								No of Voting Rights		Total as a % of (A+B+C)			No. (a)	As a % of total Shares held(b)	No. (a)	As a % of total Shares held(b)	
								Class eg: X	Class eg: y								
(I)	(II)	(III)	(IV)	(V)	(VI)	(VII) =	(VIII) As a	(IX)			(X)	(XI) = (VII)+(X)	(XII)	(XIII)		(XIV)	
(A)	Promoter & Promoter Group	19	28603585	0	0	28603585	75.0000	28603585	0	28603585	75.0000	0	0.0000	9484170	33.157200	28603585	
(B)	Public	15123	9534535	0	0	9534535	25.0000	9534535	0	9534535	25.0000	0	0.0000	NA	NA	9132580	
(C)	Non Promoter - Non Public				0				0			0	0.0000	NA	NA		
(C1)	Shares Underlying DRs	0	0	0	0	0	0.0000	0	0	0	0.0000	0	0.0000	NA	NA	0	
(C2)	Shares Held By Employee Trust	0	0	0	0	0	0.0000	0	0	0	0.0000	0	0.0000	NA	NA	0	
	Total	15142	38138120	0	0	38138120	100.0000	38138120	0	38138120	100.0000	0	0.0000	9484170	24.867900	37736165	

GENERATED ON :04/07/2018      NSDL : 30/06/2018      CDSL :30/06/2018



**Uttam Sugar Mills Limited**

**Table II - Statement showing shareholding pattern of the Promoter and Promoter Group**


Category & Name of the shareholders	PAN	Nos. of shareholders	No. of fully paid up equity shares held	Partly paid-up equity shares held	No. of shares underlying Depository Receipts	Total nos. shares held	Shareholding % calculated as per SCRR, 1957 As a % of (A+B+C2)	Number of Voting Rights held in each class of securities			No. of Shares Underlying Outstanding convertible securities (including Warrants)	ing, as a % assuming full conversion of convertible securities (as a percentage of (XII)=	Number of Locked in shares		Number of Shares pledged or otherwise encumbered		Number of equity shares held in dematerialised form	
								No of Voting Rights					Total as a % of (A+B+C)	No. (a)	As a % of total Shares held(b)	No. (a)		As a % of total Shares held(b)
								Class eg: X	Class eg: Y	Total								
<b>1 Indian</b>																		
<b>(a) Individuals / Hindu Undivided Family</b>		<b>13</b>	<b>5272204</b>	<b>0</b>	<b>0</b>	<b>5272204</b>	<b>13.8240</b>	<b>5272204</b>	<b>0</b>	<b>5272204</b>	<b>13.8240</b>	<b>0</b>	<b>0.0000</b>	<b>3484170</b>	<b>66.0856</b>	<b>5272204</b>		
Raj Kumar Adlakha	AJZPK7896C	1	1624610	0	0	1624610	4.2598	1624610	0	1624610	4.2598	0	0.0000	1624610	100.0000	1624610		
Ranjan Adlakha	AAEPA8800E	1	1492550	0	0	1492550	3.9135	1492550	0	1492550	3.9135	0	0.0000	1492550	100.0000	1492550		
Shomna Adlakha	AEMPA3857P	1	870410	0	0	870410	2.2823	870410	0	870410	2.2823	0	0.0000	0	0.0000	870410		
Ranjana Chopra	AAFPC2296R	1	373300	0	0	373300	0.9788	373300	0	373300	0.9788	0	0.0000	0	0.0000	373300		
Rajan Adlakha	ADEPA1936C	1	367010	0	0	367010	0.9623	367010	0	367010	0.9623	0	0.0000	367010	100.0000	367010		
Bharat Adlakha	AKPPA0317B	1	166500	0	0	166500	0.4366	166500	0	166500	0.4366	0	0.0000	0	0.0000	166500		
Saieesha Adlakha	AKPPA4439G	1	166500	0	0	166500	0.4366	166500	0	166500	0.4366	0	0.0000	0	0.0000	166500		
Rajni Babbar	ACCPB1027G	1	139910	0	0	139910	0.3669	139910	0	139910	0.3669	0	0.0000	0	0.0000	139910		
Shanta	AMEPS8581J	1	60000	0	0	60000	0.1573	60000	0	60000	0.1573	0	0.0000	0	0.0000	60000		
Jai Adlakha	AXUPA5278K	1	4200	0	0	4200	0.0110	4200	0	4200	0.0110	0	0.0000	0	0.0000	4200		
Raj Kumar Adlakha	AAGHR4573R	1	4104	0	0	4104	0.0108	4104	0	4104	0.0108	0	0.0000	0	0.0000	4104		
Balram Adlakha	AWTPA3967F	1	3100	0	0	3100	0.0081	3100	0	3100	0.0081	0	0.0000	0	0.0000	3100		
Sonia Adlakha	ACBPA8837E	1	10	0	0	10	0.0000	10	0	10	0.0000	0	0.0000	0	0.0000	10		
<b>(b) Central Government / State Government(s)</b>		<b>0</b>	<b>0</b>	<b>0</b>	<b>0</b>	<b>0</b>	<b>0.0000</b>	<b>0</b>	<b>0</b>	<b>0</b>	<b>0.0000</b>	<b>0</b>	<b>0.0000</b>	<b>0</b>	<b>0.0000</b>	<b>0</b>		
<b>(c) Financial Institutions / Banks</b>		<b>0</b>	<b>0</b>	<b>0</b>	<b>0</b>	<b>0</b>	<b>0.0000</b>	<b>0</b>	<b>0</b>	<b>0</b>	<b>0.0000</b>	<b>0</b>	<b>0.0000</b>	<b>0</b>	<b>0.0000</b>	<b>0</b>		
<b>(d) Any Other (Specify)</b>		<b>6</b>	<b>23331381</b>	<b>0</b>	<b>0</b>	<b>23331381</b>	<b>61.1760</b>	<b>23331381</b>	<b>0</b>	<b>23331381</b>	<b>61.1760</b>	<b>0</b>	<b>0.0000</b>	<b>6000000</b>	<b>25.7164</b>	<b>23331381</b>		
<b>Bodies Corporate</b>		<b>6</b>	<b>23331381</b>	<b>0</b>	<b>0</b>	<b>23331381</b>	<b>61.1760</b>	<b>23331381</b>	<b>0</b>	<b>23331381</b>	<b>61.1760</b>	<b>0</b>	<b>0.0000</b>	<b>6000000</b>	<b>25.7164</b>	<b>23331381</b>		
Uttam Adlakha & Sons Holdings Private Limited	AAACG0405E	1	16301224	0	0	16301224	42.7426	16301224	0	16301224	42.7426	0	0.0000	0	0.0000	16301224		
Lipi Boilers Private Limited	AAACL1650L	1	3515000	0	0	3515000	9.2165	3515000	0	3515000	9.2165	0	0.0000	2950000	83.9260	3515000		
Uttam Industrial Engineering Private Limited	AAACU1074B	1	2750000	0	0	2750000	7.2106	2750000	0	2750000	7.2106	0	0.0000	2750000	100.0000	2750000		
New Castle Finance And Leasing Pvt Ltd	AAACN0386K	1	380650	0	0	380650	0.9981	380650	0	380650	0.9981	0	0.0000	0	0.0000	380650		
Uttam Sucrotech Limited	AAACU4042K	1	314267	0	0	314267	0.8240	314267	0	314267	0.8240	0	0.0000	300000	95.4602	314267		
Shubham Sugars Limited	AAICS3936L	1	70240	0	0	70240	0.1842	70240	0	70240	0.1842	0	0.0000	0	0.0000	70240		
<b>Sub Total (A)(1)</b>		<b>19</b>	<b>28603585</b>	<b>0</b>	<b>0</b>	<b>28603585</b>	<b>75.0000</b>	<b>28603585</b>	<b>0</b>	<b>28603585</b>	<b>75.0000</b>	<b>0</b>	<b>0.0000</b>	<b>9484170</b>	<b>33.1573</b>	<b>28603585</b>		
<b>2 Foreign</b>																		
<b>(a) Individuals (Non-Resident Individuals / Foreign Individuals)</b>		<b>0</b>	<b>0</b>	<b>0</b>	<b>0</b>	<b>0</b>	<b>0.0000</b>	<b>0</b>	<b>0</b>	<b>0</b>	<b>0.0000</b>	<b>0</b>	<b>0.0000</b>	<b>0</b>	<b>0.0000</b>	<b>0</b>		
<b>(b) Government</b>		<b>0</b>	<b>0</b>	<b>0</b>	<b>0</b>	<b>0</b>	<b>0.0000</b>	<b>0</b>	<b>0</b>	<b>0</b>	<b>0.0000</b>	<b>0</b>	<b>0.0000</b>	<b>0</b>	<b>0.0000</b>	<b>0</b>		
<b>(c) Institutions</b>		<b>0</b>	<b>0</b>	<b>0</b>	<b>0</b>	<b>0</b>	<b>0.0000</b>	<b>0</b>	<b>0</b>	<b>0</b>	<b>0.0000</b>	<b>0</b>	<b>0.0000</b>	<b>0</b>	<b>0.0000</b>	<b>0</b>		
<b>(d) Foreign Portfolio Investor</b>		<b>0</b>	<b>0</b>	<b>0</b>	<b>0</b>	<b>0</b>	<b>0.0000</b>	<b>0</b>	<b>0</b>	<b>0</b>	<b>0.0000</b>	<b>0</b>	<b>0.0000</b>	<b>0</b>	<b>0.0000</b>	<b>0</b>		
<b>(e) Any Other (Specify)</b>		<b>0</b>	<b>0</b>	<b>0</b>	<b>0</b>	<b>0</b>	<b>0.0000</b>	<b>0</b>	<b>0</b>	<b>0</b>	<b>0.0000</b>	<b>0</b>	<b>0.0000</b>	<b>0</b>	<b>0.0000</b>	<b>0</b>		
<b>Sub Total (A)(2)</b>		<b>0</b>	<b>0</b>	<b>0</b>	<b>0</b>	<b>0</b>	<b>0.0000</b>	<b>0</b>	<b>0</b>	<b>0</b>	<b>0.0000</b>	<b>0</b>	<b>0.0000</b>	<b>0</b>	<b>0.0000</b>	<b>0</b>		
<b>Total Shareholding Of Promoter And Promoter Group (A)=(A)(1)+(A)(2)</b>		<b>19</b>	<b>28603585</b>	<b>0</b>	<b>0</b>	<b>28603585</b>	<b>75.0000</b>	<b>28603585</b>	<b>0</b>	<b>28603585</b>	<b>75.0000</b>	<b>0</b>	<b>0.0000</b>	<b>9484170</b>	<b>33.1573</b>	<b>28603585</b>		

Details of Shares which remain unclaimed may be given hear along with details such as number of shareholders, outstanding shares held in demat/unclaimed suspense account, voting shares which are frozen etc.

Not

(1) PAN would not be displayed on website of Stock Exchange(s)

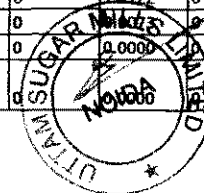
(2) The term 'Encumbrance' has the same meaning as assigned under regulation 28(3) of SEBI (Substantial Acquisition of Shares and Takeovers) Regulations, 2011.



**Uttam Sugar Mills Limited**

**Table III - Statement showing shareholding pattern of the Public shareholder**

	Category & Name of the shareholders	PAN	Nos. of shareholders	No. of fully paid up equity shares held	Partly paid-up equity shares held	No. of shares underlying Depository Receipts	Total nos. shares held	Shareholding % calculated as per SCRR, 1957 As a % of (A+B+C2)	Number of Voting Rights held in each class of securities			No. of Shares Underlying Outstanding convertible securities (including Warrants)	Shareholding, as a % assuming full conversion of convertible securities (as a percentage of diluted share capital)	Number of Locked in shares		Number of Shares pledged or otherwise encumbered		Number of equity shares held in dematerialised form	
									No of Voting Rights					Total as a % of (A+B+C)	No. (a)	As a % of total Shares held(b)	No. (a)		As a % of total Shares held(b)
									Class eg: X	Class eg: y	Total								
	(I)	(II)	(III)	(IV)	(V)	(VI)	(VII) =	(VIII) As a	(IX)			(X)	(XI)=	(XII)		(XIII)		(XIV)	
1	<b>Institutions</b>																		
(a)	Mutual Fund		0	0	0	0	0	0.0000	0	0	0	0.0000	0	0.0000	0	0.0000	NA	NA	0
(b)	Venture Capital Funds		0	0	0	0	0	0.0000	0	0	0	0.0000	0	0.0000	0	0.0000	NA	NA	0
(c)	Alternate Investment Funds		0	0	0	0	0	0.0000	0	0	0	0.0000	0	0.0000	0	0.0000	NA	NA	0
(d)	Foreign Venture Capital Investors		0	0	0	0	0	0.0000	0	0	0	0.0000	0	0.0000	0	0.0000	NA	NA	0
(e)	Foreign Portfolio Investor		0	0	0	0	0	0.0000	0	0	0	0.0000	0	0.0000	0	0.0000	NA	NA	0
(f)	Financial Institutions / Banks		2	5774	0	0	5774	0.0151	5774	0	5774	0.0151	0	0.0151	0	0.0000	NA	NA	5774
(g)	Insurance Companies		0	0	0	0	0	0.0000	0	0	0	0.0000	0	0.0000	0	0.0000	NA	NA	0
(h)	Provident Funds/ Pension Funds		0	0	0	0	0	0.0000	0	0	0	0.0000	0	0.0000	0	0.0000	NA	NA	0
(i)	Any Other (Specify)		0	0	0	0	0	0.0000	0	0	0	0.0000	0	0.0000	0	0.0000	NA	NA	0
	<b>Sub Total (B)(1)</b>		<b>2</b>	<b>5774</b>	<b>0</b>	<b>0</b>	<b>5774</b>	<b>0.0151</b>	<b>5774</b>	<b>0</b>	<b>5774</b>	<b>0.0151</b>	<b>0</b>	<b>0.0151</b>	<b>0</b>	<b>0.0000</b>	<b>NA</b>	<b>NA</b>	<b>5774</b>
2	<b>Central Government/ State Government(s)/ President of India</b>																		
	<b>Sub Total (B)(2)</b>		<b>0</b>	<b>0</b>	<b>0</b>	<b>0</b>	<b>0</b>	<b>0.0000</b>	<b>0</b>	<b>0</b>	<b>0</b>	<b>0.0000</b>	<b>0</b>	<b>0.0000</b>	<b>0</b>	<b>0.0000</b>	<b>NA</b>	<b>NA</b>	<b>0</b>
3	<b>Non-Institutions</b>																		
(a)	<b>Individuals</b>			0	0												NA	NA	
	i. Individual shareholders holding nominal share capital up to Rs. 2 lakhs.		14307	2769958	0	0	2769958	7.2630	2769958	0	2769958	7.2630	0	7.2630	0	0.0000	NA	NA	2741703
	ii. Individual shareholders holding nominal share capital in excess of Rs. 2 lakhs.		28	4659540	0	0	4659540	12.2175	4659540	0	4659540	12.2175	0	12.2175	0	0.0000	NA	NA	4286040
	Anil Kumar Goel	AAJPG2552Q		1803000	0	0	1803000	4.7276	1803000	0	1803000	4.7276	0	4.7276	0	0.0000	NA	NA	1803000
	Seema Goel	AHAPG8015A		886000	0	0	886000	2.3231	886000	0	886000	2.3231	0	2.3231	0	0.0000	NA	NA	886000
	Yogesh Chopra	ABGPC2316L		462300	0	0	462300	1.2122	462300	0	462300	1.2122	0	1.2122	0	0.0000	NA	NA	462300
(b)	NBFCs registered with RBI		3	2795	0	0	2795	0.0073	2795	0	2795	0.0073	0	0.0000	0	0.0000	NA	NA	2795
(c)	Employee Trusts		0	0	0	0	0	0.0000	0	0	0	0.0000	0	0.0000	0	0.0000	NA	NA	0
(d)	Overseas Depositories(holding DRs) (balancing figure)		0	0	0	0	0	0.0000	0	0	0	0.0000	0	0.0000	0	0.0000	NA	NA	0



(e)	Any Other (Specify)		783	2096468	0	0	2096468	5.4970	2096468	0	2096468	5.4970	0	5.4970	0	0.0000	NA	NA	2096268
	Trusts		1	10	0	0	10	0.0000	10	0	10	0.0000	0	0.0000	0	0.0000	NA	NA	10
	Hindu Undivided Family		397	584074	0	0	584074	1.5315	584074	0	584074	1.5315	0	1.5315	0	0.0000	NA	NA	584074
	Anil Kumar Goel Huf .	AAAHA0208G	1	428000	0	0	428000	1.1222	428000	0	428000	1.1222	0	1.1222	0	0.0000	NA	NA	428000
	Non Resident Indians (Non Repat)		49	121850	0	0	121850	0.3195	121850	0	121850	0.3195	0	0.3195	0	0.0000	NA	NA	121850
	Non Resident Indians (Repat)		93	89021	0	0	89021	0.2334	89021	0	89021	0.2334	0	0.2334	0	0.0000	NA	NA	89021
	Clearing Member		90	104233	0	0	104233	0.2733	104233	0	104233	0.2733	0	0.2733	0	0.0000	NA	NA	104233
	Bodies Corporate		153	1197280	0	0	1197280	3.1393	1197280	0	1197280	3.1393	0	3.1393	0	0.0000	NA	NA	1197080
	Vedicera Services Private Limited	AACCV8939L	1	835040	0	0	835040	2.1895	835040	0	835040	2.1895	0	2.1895	0	0.0000	NA	NA	835040
	Sub Total (B){3}		15121	9528761	0	0	9528761	24.9849	9528761	0	9528761	24.9849	0	24.9849	0	0.0000	NA	NA	9126806
	Total Public Shareholding (B)= (B){1}+(B){2}+(B){3}		15123	9534535	0	0	9534535	25.0000	9534535	0	9534535	25.0000	0	25.0000	0	0.0000	NA	NA	9132580

Details of the shareholders acting as persons in Concert including their Shareholding (No. and %):

No. of shareholders	No. of Shares

Details of Shares which remain unclaimed may be given hear along with details such as number of shareholders, outstanding shares held in demat/unclaimed suspense account, voting rights which are frozen etc.

Note :

(1) PAN would not be displayed on website of Stock Exchange(s).


(2) The above format needs to disclose name of all holders holding more than 1% of total number of shares

(3) W.r.t. the information pertaining to Depository Receipts, the same may be disclosed in the respective columns to the extent information available and the balance to be disclosed as held by custodian.

GENERATED ON :04/07/2018

NSDL : 30/06/2018

CDSL :30/06/2018



**Uttam Sugar Mills Limited**

**Table IV - Statement showing shareholding pattern of the Non Promoter- Non Public shareholder**

Category & Name of the shareholders	PAN	Nos. of shareholders	No. of fully paid up equity shares held	Partly paid-up equity shares held	No. of shares underlying Depository Receipts	Total nos. shares held	Shareholding % calculated as per SCRR, 1957 As a % of (A+B+C2)	Number of Voting Rights held in each class of securities			No. of Shares Underlying Outstanding convertible securities (including Warrants)	Shareholding, as a % assuming full conversion of convertible securities (as a percentage of diluted share capital)	Number of Locked in shares		Number of Shares pledged or otherwise encumbered		Number of equity shares held in dematerialised form	
								No of Voting Rights					Total as a % of (A+B+C)	No. (a)	As a % of total Shares held(b)	No. (a)		As a % of total Shares held(b)
								Class eg: X	Class eg: y	Total								
(I)	(II)	(III)	(IV)	(V)	(VI)	(VII) =	(VIII) As a	(IX)			(X)	(XI) =	(XII)		(XIII)		(XIV)	
1 Custodian/DR Holder		0	0	0	0	0	0.0000	0	0	0	0.0000	0	0.0000	0	0.0000	NA	NA	0
2 Employee Benefit Trust (under SEBI (Share based Employee Benefit) Regulations, 2014)		0	0	0	0	0	0.0000	0	0	0	0.0000	0	0.0000	0	0.0000	NA	NA	0
Total Non-Promoter- Non Public Shareholding (C)= (C)(1)+(C)(2)		0	0	0	0	0	0.0000	0	0	0	0.0000	0	0.0000	0	0.0000	NA	NA	0

Note :

(1) PAN would not be displayed on website of Stock Exchange(s).

(2) The above format needs to disclose name of all holders holding more than 1% of total number of shares

(3) W.r.t. the information pertaining to Depository Receipts, the same may be disclosed in the respective columns to the extent information available and the balance to be disclosed as held by custodian.

GENERATED ON :04/07/2018

NSDL : 30/06/2018

CDSL :30/06/2018

