


Introductory sub-table (I)(a)

Name of the Company: UTTAM SUGAR MILLS LIMITED			
Scrip Code, Name of the scrip, Class of security: BSE : 532729		NSE Symbol : UTTAMSUGAR	
Quarter ended: 31.12.2012			
Partly paid-up shares:-	No. of partly paid-up shares	As a % of total no. of partly paid-up shares	As a % of total no. of shares of the company
Held by promoter/promoter group	0	0	0
Held by public	0	0	0
Total - D	0	0	0
Outstanding convertible securities:	No. of outstanding securities	As a % of total no. of outstanding convertible securities	As a % of total no. of shares of the company, assuming full conversion of the convertible securities
Held by promoter/promoter group	0	0	0
Held by public	0	0	0
Total - E	0	0	0
Warrants:-	No. of warrants	As a % of total no. of warrants	As a % of total no. of shares of the company, assuming full conversion of warrants
Held by promoter/promoter group	0	0	0
Held by public	0	0	0
Total - F	0	0	0
Total paid-up capital of the company, assuming full conversion of warrants and convertible securities	38138120	0	100




Statement Showing Shareholding Pattern								
Category code	Category of Shareholder	Number of Shareholders	Table (I)(a)		Total shareholding as a percentage of total number of shares		Shares Pledged or otherwise encumbered	
			Total number of shares	Number of shares held in dematerialized form	As a percentage of (A+B)	As a percentage of (A+B+C)	Number of shares	As a percentage
(I)	(II)	(III)	(IV)	(V)	(VI)	(VII)	(VIII)	(IX) = (VIII)/(IV)*100
(A)	Shareholding of Promoter and Promoter Group²							
1	Indian							
(a)	Individuals/ Hindu Undivided Family	13	5,602,204	5,602,204	14.69	14.69	3,484,170	62.19
(b)	Central Government/ State Government(s)	-	-	-	0.00	0.00	-	0.00
(c)	Bodies Corporate	6	23,001,381	23,001,381	60.31	60.31	6,000,000	26.09
(d)	Financial Institutions/ Banks	-	-	-	0.00	0.00	-	0.00
(e)	Any Others(Specify)	-	-	-	0.00	0.00	-	0.00
	Sub Total(A)(1)	19	28,603,585	28,603,585	75.00	75.00	9,484,170	33.16
2	Foreign							
a	Individuals (Non-Residents Individuals/ Foreign Individuals)	-	-	-	0.00	0.00	-	0.00
b	Bodies Corporate	-	-	-	0.00	0.00	-	0.00
c	Institutions	-	-	-	0.00	0.00	-	0.00
d	Any Others(Specify)	-	-	-	0.00	0.00	-	0.00
	Sub Total(A)(2)	-	-	-	0.00	0.00	-	0.00
	Total Shareholding of Promoter and Promoter Group (A)= (A)(1)+(A)(2)	19	28,603,585	28,603,585	75.00	75.00	9,484,170	33.16
(B)	Public shareholding							
1	Institutions							
(a)	Mutual Funds/ UTI	-	-	-	0.00	0.00	-	-
(b)	Financial Institutions/ Banks	1	560,723	560,723	1.47	1.47	-	-
(c)	Central Government/ State Government(s)	-	-	-	0.00	0.00	-	-
(d)	Venture Capital Funds	-	-	-	0.00	0.00	-	-
(e)	Insurance Companies	-	-	-	0.00	0.00	-	-
(f)	Foreign Institutional Investors	-	-	-	0.00	0.00	-	-
(g)	Foreign Venture Capital Investors	-	-	-	0.00	0.00	-	-
(h)	Any Other (specify)	-	-	-	0.00	0.00	-	-
	Sub-Total (B)(1)	1	560,723	560,723	1.47	1.47	-	-
B 2	Non-institutions							
(a)	Bodies Corporate	278	972,972	972,972	2.55	2.55	600	0.06
(b)	Individuals				0.00	0.00		
i	Individuals -i. Individual shareholders holding nominal share capital up to Rs 1 lakh	22,857	4,120,970	4,089,675	10.81	10.81	7,798	0.19
ii	Individual shareholders holding nominal share capital in excess of Rs. 1 lakh.	62	3,777,747	1,901,360	9.91	9.91	-	-
(c)	Any Other (specify)	-	-	-	0.00	0.00	-	-
(c-i)	Trusts	2	20	20	0.00	0.00	-	-
(c-ii)	Non-Resident Indians	118	65,069	65,069	0.17	0.17	-	-
(c-iii)	Clearing members	59	37,034	37,034	0.10	0.10	-	-
(c-iv)	Hindu Undivided Families	-	-	-	0.00	0.00	-	-
	Sub-Total (B)(2)	23,376	8,973,812	7,066,130	23.53	23.53	-	-
(B)	Total Public Shareholding (B)= (B)(1)+(B)(2)	23,377	9,534,535	7,626,853	25.00	25.00	8,398	0.09
	TOTAL (A)+(B)	23,396	38,138,120	36,230,438	100.00	100.00	9,492,568	24.89
(C)	Shares held by Custodians and against which Depository Receipts have been issued							
1	Promoter and Promoter Group	-	-	-	0.00	0.00	-	0.00
2	Public	-	-	-	0.00	0.00	-	0.00
	Sub-Total (C)	-	-	-	0.00	0.00	-	0.00
	GRAND TOTAL (A)+(B)+(C)	23,396	38,138,120	36,230,438	100.00	100.00	9,492,568	24.89



(1)(b) Statement showing holding of securities (including shares, warrants, convertible securities) of persons belonging to the category "Promoter and Promoter Group"


Sr. No.	Name of the shareholder	Details of Shares held		Encumbered shares (*)			Details of warrants		Details of convertible securities		Total shares (including underlying shares assuming full conversion of warrants and convertible securities) as a % of diluted share capital
		Number of shares held	As a % of grand total (A)+(B)+(C)	No.	As a percentage	As a % of grand total (A)+(B)+(C) of sub-clause (I)(a)	Number of warrants held	As a % total number of warrants of the same class	Number of convertible securities held	As a % total number of convertible securities of the same class	
(I)	(II)	(III)	(IV)	(V)	(VI)=(V)/(III)*100	(VII)	(VIII)	(IX)	(X)	(XI)	(XII)
1	SONIA ADLAKHA	10	0.00	0	0.00	0.00	0	0.00	0	0.00	0.00
2	RAJAN ADLAKHA	367,010	0.96	367,010	100.00	0.96	0	0.00	0	0.00	0.96
3	SHANTA	60,000	0.16	0	0.00	0.00	0	0.00	0	0.00	0.16
4	BALRAM ADLAKHA	193,100	0.51	0	0.00	0.00	0	0.00	0	0.00	0.51
5	RANJANA CHOPRA	373,300	0.98	0	0.00	0.00	0	0.00	0	0.00	0.98
6	RAJNI BABBAR	139,910	0.37	0	0.00	0.00	0	0.00	0	0.00	0.37
7	JAI ADLAKHA	4,200	0.01	0	0.00	0.00	0	0.00	0	0.00	0.01
8	SHOMNA ADLAKHA	870,410	2.28	0	0.00	0.00	0	0.00	0	0.00	2.28
9	RANJAN ADLAKHA	1,492,550	3.91	1,492,550	100.00	3.91	0	0.00	0	0.00	3.91
10	RAJ KUMAR ADLAKHA KARTA OF R.K. & SONS (HUF)	144,104	0.38	0	0.00	0.00	0	0.00	0	0.00	0.38
11	RAJ KUMAR ADLAKHA	1,624,610	4.26	1,624,610	100.00	4.26	0	0.00	0	0.00	4.26
12	SAIEESHA ADLAKHA	166,500	0.44	0	0.00	0.00	0	0.00	0	0.00	0.44
13	BHARAT ADLAKHA	166,500	0.44	0	0.00	0.00	0	0.00	0	0.00	0.44
14	SHUBHAM SUGARS LIMITED	70,240	0.18	0	0.00	0.00	0	0.00	0	0.00	0.18
15	UTTAM INDUSTRIAL ENGINEERING LIMITED	2,750,000	7.21	2,750,000	100.00	7.21	0	0.00	0	0.00	7.21
16	UTTAM SUCROTECH LIMITED	4,614,267	12.10	300000	6.50	0.79	0	0.00	0	0.00	12.10
17	NEW CASTLE FINANCE AND LEASING PVT LTD	2,262,650	5.93	0	0.00	0.00	0	0.00	0	0.00	5.93
18	LIPPI BOILERS LIMITED	3,894,841	10.21	2950000	75.74	7.74	0	0.00	0	0.00	10.21
19	UTTAM ADLAKHA & SONS HOLDINGS PVT. LTD.	9,409,383	24.67	0	0.00	0.00	0	0.00	0	0.00	24.67
	TOTAL	28,603,585	75.00	9,484,170	33.16	24.87	0.00	0.00	0.00	0.00	75.00

(*) The term "encumbrance" has the same meaning as assigned to it in regulation 28(3) of the SAST Regulations, 2011



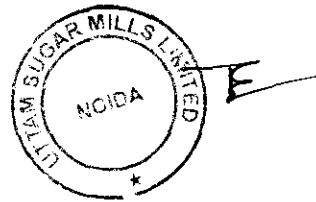
(I)(c)(i) Statement showing holding of securities (including shares, warrants, convertible securities) of persons belonging to the category "Public" and holding more than 1% of the total number of shares

Sr. No.	Name of the shareholder	Number of shares held	Shares as a percentage of total number of shares (i.e., Grand Total (A)+(B)+(C) indicated in Statement at para (I)(a) above}	Details of warrants		Details of convertible securities		Total shares (including underlying shares assuming full conversion of warrants and convertible securities) as a % of diluted share capital
				Number of warrants held	As a % total number of warrants of the same class	Number of convertible securities held	% w.r.t total number of convertible securities of the same class	
1	Punjab National Bank	560723	1.47024	0	0.0000	0	0.0000	1.47024
TOTAL		560723	1.47024	0	0.0000	0	0.0000	1.47024




(I)(d) Statement showing details of locked-in shares

Sr. No.	Name of the shareholder	Number of locked-in shares	Locked-in shares as a percentage of total number of shares (i.e., Grand Total (A)+(B)+(C) indicated in Statement at para (I)(a) above)
1	NIL	NIL	0.00
2			0.00
3			0.00
4			0.00
5			0.00
6			0.00
7			0.00
8			0.00
9			0.00
TOTAL		0	0.00



(II)(a) Statement showing details of Depository Receipts (DRs)

Sr. No.	Type of outstanding DR (ADRs, GDRs, SDRs, etc.)	Number of outstanding DRs	Number of shares underlying outstanding DRs	Shares underlying outstanding DRs as a percentage of total number of shares {i.e., Grand Total (A)+(B)+(C) indicated in Statement at para (I)(a) above}
1	NIL			0.00
2				0.00
3				0.00
4				0.00
5				0.00
6				0.00
7				0.00
8				0.00
9				0.00
TOTAL		0	0	0.00



(II)(b) Statement showing holding of Depository Receipts (DRs), where underlying shares held by "promoter/promoter group" are in excess of 1% of the total number of shares

Sr. No.	Name of the DR Holder	Type of outstanding DR (ADRs, GDRs, SDRs, etc.)	Number of shares underlying outstanding DRs	Shares underlying outstanding DRs as a percentage of total number of shares {i.e., Grand Total (A)+(B)+(C) indicated in Statement at para (I)(a) above}
1	NIL			0.00
2				0.00
3				0.00
4				0.00
5				0.00
6				0.00
7				0.00
8				0.00
9				0.00
TOTAL			0	0.00

