
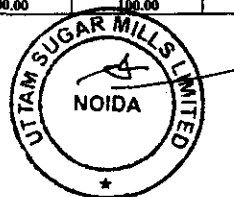


(1) (a) Statement Showing Shareholding Pattern

Name of the Company: UTTAM SUGAR MILLS LIMITED			
Scrp Code, Name of the scrip, Class of security: BSE : 532729		NSE Symbol : UTTAMSUGAR	
Quarter ended: 30.09.2011			
Partly paid-up shares:-	No. of partly paid-up shares	As a % of total no. of partly paid-up shares	As a % of total no. of shares of the company
Held by promoter/promoter group	0	0	0
Held by public	0	0	0
Total - D	0	0	0
Outstanding convertible securities:	No. of outstanding securities	As a % of total no. of outstanding convertible securities	As a % of total no. of shares of the company, assuming full conversion of the convertible securities
Held by promoter/promoter group	0	0	0
Held by public	0	0	0
Total - E	0	0	0
Warrants:-	No. of warrants	As a % of total no. of warrants	As a % of total no. of shares of the company, assuming full conversion of warrants
Held by promoter/promoter group	0	0	0
Held by public	0	0	0
Total - F	0	0	0
Total paid-up capital of the company, assuming full conversion of warrants and convertible securities (Grand Total (A+B+C)+ D+E+F)	25,769,000	0	100




Category code	Category of Shareholder	Number of Shareholders	Total number of shares	Number of shares held in dematerialized form	Total shareholding as a percentage of total number of shares		Shares Pledged or otherwise encumbered	
					As a percentage of (A+B) ¹	As a percentage of (A+B+C)	Number of shares	As a percentage (IX) = (VIII)/(IV)*100
(I)	(II)	(III)	(IV)	(V)	(VI)	(VII)	(VIII)	(IX)
(A)	Shareholding of Promoter and Promoter Group							
1	Indian							
(a)	Individuals/ Hindu Undivided Family	13	5,673,700	4,373,870	22.02	22.02	3,484,170	61.41
(b)	Central Government/ State Government(s)	0	0	0	0.00	0.00	0	0.00
(c)	Bodies Corporate	6	14,443,451	14,415,451	56.05	56.05	6,000,000	41.54
(d)	Financial Institutions/ Banks	0	0	0	0.00	0.00	0	0.00
(e)	Any Others (Specify)	0	0	0	0.00	0.00	0	0.00
	Sub Total(A)(1)	19	20,117,151	18,789,321	78.07	78.07	9,484,170	47.14
2	Foreign							
(a)	Individuals (Non-Residents Individuals/ Foreign Individuals)	0	0	0	0.00	0.00	0	0.00
(b)	Bodies Corporate	0	0	0	0.00	0.00	0	0.00
(c)	Institutions	0	0	0	0.00	0.00	0	0.00
(d)	Any Others (Specify)	0	0	0	0.00	0.00	0	0.00
	Sub Total(A)(2)	0	0	0	0.00	0.00	0	0.00
	Total Shareholding of Promoter and Promoter Group (A) = (A)(1)+(A)(2)	19	20,117,151	18,789,321	78.07	78.07	9,484,170	47.14
(B)	Public shareholding						NA	NA
1	Institutions						NA	NA
(a)	Mutual Funds/ UTI	0	0	0	0.00	0.00		
(b)	Financial Institutions / Banks	1	560,723	560,723	2.18	2.18		
(c)	Central Government/ State Government(s)	0	0	0	0.00	0.00		
(d)	Venture Capital Funds	0	0	0	0.00	0.00		
(e)	Insurance Companies	0	0	0	0.00	0.00		
(f)	Foreign Institutional Investors	1	19,456	19,456	0.08	0.08		
(g)	Foreign Venture Capital Investors	0	0	0	0.00	0.00		
(h)	Any Other (specify)	0	0	0	0.00	0.00		
	Sub-Total (B)(1)	2	580,179	580,179	2.25	2.25		
B 2	Non-institutions						NA	NA
(a)	Bodies Corporate	360	545,125	545,125	2.12	2.12		
(b)	Individuals							
I	Individual shareholders holding nominal share capital up to Rs 1 lakh	22,977	3,553,532	3,552,822	13.79	13.79		
II	Individual shareholders holding nominal share capital in excess of Rs. 1 lakh.	27	783,020	489,520	3.04	3.04		
(c)	Any Other (specify)							
(c-i)	Trusts	2	20	20	0.00	0.00		
(c-ii)	Non-Resident Indians	124	57,070	57,070	0.22	0.22		
(c-iii)	Clearing members	39	7,204	7,204	0.03	0.03		
(c-iv)	Hindu Undivided Families	605	125,699	125,699	0.49	0.49		
	Sub-Total (B)(2)	24,134	5,071,670	4,777,460	19.68	19.68		
(B)	Total Public Shareholding (B) = (B)(1)+(B)(2)	24,136	5,651,849	5,357,639	21.93	21.93	NA	NA
	TOTAL (A)+(B)	24,155	25,769,000	24,146,960	100.00	100.00	9,484,170	36.80
(C)	Shares held by Custodians and against which Depository Receipts have been issued						NA	NA
1	Promoter and Promoter Group	0	0	0	0	0.00	0	0.00
2	Public	0	0	0	0	0.00	0	0.00
	Sub-Total (C)	0	0	0	0	0.00	0	0.00
	GRAND TOTAL (A)+(B)+(C)	24,155	25,769,000	24,146,960	100.00	100.00	9,484,170	36.80




(I)(b) Statement showing Shareholding of persons belonging to the category "Promoter and Promoter Group"

Sr. No.	Name of the shareholder	Total shares held		Shares pledged or otherwise encumbered		
		Number of shares	As a % of grand total (A)+(B)+(C)	Number	As a percentage	As a % of grand total (A)+(B)+(C) of sub-clause (I)(a)
(I)	(II)	(III)	(IV)	(V)	(VI)=(V)/(III)*100	(VII)
1	SONIA ADLAKHA	10	0.00004	0	0	0
2	RAJAN ADLAKHA	367,010	1.42423	367,010	100.00	1.4242
3	KUMARI SHANTA	60,000	0.23284	0	0	0
4	BALRAM ADLAKHA	193,100	0.74935	0	0	0
5	RANJANA CHOPRA	373,300	1.44864	0	0	0
6	RAJNI BABBAR	139,910	0.54294	0	0	0
7	JAI ADLAKHA	166,500	0.64613	0	0	0
8	SHOMNA ADLAKHA	870,410	3.37774	0	0	0
9	RANJAN ADLAKHA	1,492,550	5.79204	1,492,550	100.00	5.79204
10	RAJ KUMAR ADLAKHA KARTA OF R.K. & SONS (HUF)	53,300	0.20684	0	0	0
11	RAJ KUMAR ADLAKHA	1,624,610	6.30451	1,624,610	100.00	6.30451
12	SAIEESHA ADLAKHA	166,500	0.64613	0	0	0
13	BHARAT ADLAKHA	166,500	0.64613	0	0	0
14	SHUBHAM SUGARS LIMITED	28,000	0.10866	0	0	0
15	UTTAM INDUSTRIAL ENGINEERING LIMITED	4,652,043	18.05287	2,750,000	59.1138	10.6717
16	UTTAM SUCROTECH LIMITED	3,474,267	13.48235	300,000	8.6349	1.1642
17	NEW CASTLE FINANCE AND LEASING PVT LTD	2,262,650	8.78051	0	0	0
18	LIPI BOILERS LIMITED	3,212,841	12.46785	2,950,000	91.8191	11.4479
19	G M COLONISERS PVT LTD	813,650	3.15748	0	0	0
	TOTAL	20,117,151	78.06726	9,484,170	47.1447	36.8046



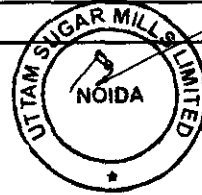
(I)(c) Statement showing Shareholding of persons belonging to the category
“Public” and holding more than 1% of the total number of shares

Sr. No.	Name of the shareholder	Number of shares	Shares as a percentage of total number of shares {i.e., Grand Total (A)+(B)+(C) indicated in Statement at para (I)(a) above}
1	PUNJAB NATIONAL BANK	560,723	2.17596
	TOTAL	560,723	2.17596




(I)(d) Statement showing details of locked-in shares

Sr. No.	Name of the shareholder	Number of locked-in shares	Locked-in shares as a percentage of total number of shares {i.e., Grand Total (A)+(B)+(C) indicated in Statement at para (I)(a) above}
1	NIL	NIL	NIL
2			
3			
	TOTAL		



(II)(a) Statement showing details of Depository Receipts (DRs)

Sr. No.	Type of outstanding DR (ADRs, GDRs, SDRs, etc.)	Number of outstanding DRs	Number of shares underlying outstanding DRs	Shares underlying outstanding DRs as a percentage of total number of shares {i.e., Grand Total (A)+(B)+(C) indicated in Statement at para (I)(a) above}
1	NIL	NIL	NIL	NIL
2				
3				
4				
5				
6				
7				
8				
9				
TOTAL		NIL	NIL	NIL



(II)(b) Statement showing holding of Depository Receipts (DRs), where underlying shares held by "promoter/promoter group" are in excess of 1% of the total number of shares

Sr. No.	Name of the DR Holder	Type of outstanding DR (ADRs, GDRs, SDRs, etc.)	Number of shares underlying outstanding DRs	Shares underlying outstanding DRs as a percentage of total number of shares {i.e., Grand Total (A)+(B)+(C) indicated in Statement at para (I)(a) above}
1	NIL	NIL	NIL	NIL
2				
3				
4				
5				
6				
7				
8				
9				
TOTAL	NIL	NIL	NIL	NIL

