


Introductory sub-table (I)(a)

Name of the Company: UTTAM SUGAR MILLS LIMITED			
Scrip Code, Name of the scrip, Class of security: BSE : 532729		NSE Symbol : UTTAMSUGAR	
Quarter ended: 30.09.2012			
Partly paid-up shares:-	No. of partly paid-up shares	As a % of total no. of partly paid-up shares	As a % of total no. of shares of the company
Held by promoter/promoter group	0	0	0
Held by public	0	0	0
Total - D	0	0	0
Outstanding convertible securities:-	No. of outstanding securities	As a % of total no. of outstanding convertible securities	As a % of total no. of shares of the company, assuming full conversion of the convertible securities
Held by promoter/promoter group	0	0	0
Held by public	0	0	0
Total - E	0	0	0
Warrants:-	No. of warrants	As a % of total no. of warrants	As a % of total no. of shares of the company, assuming full conversion of warrants
Held by promoter/promoter group	0	0	0
Held by public	0	0	0
Total - F	0	0	0
Total paid-up capital of the company, assuming full conversion of warrants and convertible securities	25769000	0	100



Statement Showing Shareholding Pattern

Category code	Category of Shareholder	Table (I)(a)				Total shareholding as a percentage of total number of shares		Shares Pledged or otherwise encumbered	
		Number of Shareholders	Total number of shares	Number of shares held in dematerialized form	As a percentage of (A+B) ¹	As a percentage of (A+B+C)	Number of shares	As a percentage	
		(III)	(IV)	(V)	(VI)	(VII)	(VIII)	(IX) = (VIII)/(IV)*100	
(A)	Shareholding of Promoter and Promoter Group²								
1	Indian								
(a)	Individuals/ Hindu Undivided Family	13	5,673,700	5,673,700	22.02	22.02	3,484,170	61.41	
(b)	Central Government/ State Government(s)	-	-	-	0.00	0.00	-	0.00	
(c)	Bodies Corporate	6	13,653,050	13,653,050	52.98	52.98	6,000,000	43.95	
(d)	Financial Institutions/ Banks	-	-	-	0.00	0.00	-	0.00	
(e)	Any Others(Specify)	-	-	-	0.00	0.00	-	0.00	
	Sub Total(A)(1)	19	19,326,750	19,326,750	75.00	75.00	9,484,170	49.07	
2	Foreign								
a	Individuals (Non-Residents Individuals/ Foreign Individuals)	-	-	-	0.00	0.00	-	0.00	
b	Bodies Corporate	-	-	-	0.00	0.00	-	0.00	
c	Institutions	-	-	-	0.00	0.00	-	0.00	
d	Any Others(Specify)	-	-	-	0.00	0.00	-	0.00	
	Sub Total(A)(2)	-	-	-	0.00	0.00	-	0.00	
	Total Shareholding of Promoter and Promoter Group (A)= (A)(1)+(A)(2)	19	19,326,750	19,326,750	75.00	75.00	9,484,170	49.07	
(B)	Public shareholding								
1	Institutions								
(a)	Mutual Funds/ UTI	-	-	-	0.00	0.00	-	-	
(b)	Financial Institutions/ Banks	1	560,723	560,723	2.18	2.18	-	-	
(c)	Central Government/ State Government(s)	-	-	-	0.00	0.00	-	-	
(d)	Venture Capital Funds	-	-	-	0.00	0.00	-	-	
(e)	Insurance Companies	-	-	-	0.00	0.00	-	-	
(f)	Foreign Institutional Investors	1	11,783	11,783	0.05	0.05	-	-	
(g)	Foreign Venture Capital Investors	-	-	-	0.00	0.00	-	-	
(h)	Any Other (specify)	-	-	-	0.00	0.00	-	-	
	Sub-Total (B)(1)	2	572,506	572,506	2.22	2.22	-	-	
B 2	Non-institutions								
(a)	Bodies Corporate	276	519,180	519,180	2.01	2.01	600	0.12	
(b)	Individuals				0.00	0.00			
I	i. Individual shareholders holding nominal share capital up to Rs 1 lakh	22,949	3,638,129	3,637,213	14.12	14.12	8,188	0.23	
II	ii. Individual shareholders holding nominal share capital in excess of Rs. 1 lakh.	34	1,597,173	1,303,673	6.20	6.20	-	-	
(c)	Any Other (specify)	-	-	-	0.00	0.00	-	-	
(c-i)	Trusts	2	20	20	0.00	0.00	-	-	
(c-ii)	Non-Resident Indians	115	63,340	63,340	0.25	0.25	-	-	
(c-iii)	Clearing members	81	51,902	51,902	0.20	0.20	-	-	
(c-iv)	Hindu Undivided Families	-	-	-	0.00	0.00	-	-	
	Sub-Total (B)(2)	23,457	5,869,744	5,575,328	22.78	22.78	-	-	
(B)	Total Public Shareholding (B)= (B)(1)+(B)(2)	23,459	6,442,250	6,147,834	25.00	25.00	8,788	0.14	
	TOTAL (A)+(B)	23,478	25,769,000	25,474,584	100.00	100.00	9,492,958	36.84	
(C)	Shares held by Custodians and against which Depository Receipts have been issued								
1	Promoter and Promoter Group	-	-	-	0.00	0.00	-	0.00	
2	Public	-	-	-	0.00	0.00	-	0.00	
	Sub-Total (C)	-	-	-	0	0	-	0	
	GRAND TOTAL (A)+(B)+(C)	23,478	25,769,000	25,474,584	100.00	100.00	9,492,958	36.84	



(1)(b) Statement showing holding of securities (including shares, warrants, convertible securities) of persons belonging to the category "Promoter and Promoter Group"


Sr. No.	Name of the shareholder	Details of Shares held		Encumbered shares (*)			Details of warrants		Details of convertible securities		Total shares (including underlying shares assuming full conversion of warrants and convertible securities) as a % of diluted share capital
		Number of shares held	As a % of grand total (A) + (B) + (C)	No.	As a percentage	As a % of grand total (A)+(B)+(C) of sub-clause (I)(a)	Number of warrants held	As a % total number of warrants of the same class	Number of convertible securities held	As a % total number of convertible securities of the same class	
(B)	(II)	(III)	(IV)	(V)	(VI)=(V)/(III)*100	(VII)	(VIII)	(IX)	(X)	(XI)	(XII)
1	SONIA ADLAKHA	10	0.00004	0	0.00000	0.00000	0	0.00	0	0.00	0.00004
2	RAJAN ADLAKHA	367,010	1.42423	367,010	100.00000	1.424231	0	0.00	0	0.00	1.42423
3	SHANTA	60,000	0.23284	0	0.00000	0.00000	0	0.00	0	0.00	0.23284
4	BALRAM ADLAKHA	193,100	0.74935	0	0.00000	0.00000	0	0.00	0	0.00	0.74935
5	RANJANA CHOPRA	373,300	1.44864	0	0.00000	0.00000	0	0.00	0	0.00	1.44864
6	RAJNI BABBAR	139,910	0.54294	0	0.00000	0.00000	0	0.00	0	0.00	0.54294
7	JAI ADLAKHA	166,500	0.64613	0	0.00000	0.00000	0	0.00	0	0.00	0.64613
8	SHOMNA ADLAKHA	870,410	3.37774	0	0.00000	0.00000	0	0.00	0	0.00	3.37774
9	RANJAN ADLAKHA	1,492,550	5.79204	1,492,550	100.00000	5.792037	0	0.00	0	0.00	5.79204
10	RAJ KUMAR ADLAKHA KARTA OF R.K. & SONS (HUF)	53,300	0.20684	0	0.00000	0.00000	0	0.00	0	0.00	0.20684
11	RAJ KUMAR ADLAKHA	1,624,610	6.30451	1,624,610	100.00000	6.304513	0	0.00	0	0.00	6.30451
12	SAIYESHA ADLAKHA	166,500	0.64613	0	0.00000	0.00000	0	0.00	0	0.00	0.64613
13	BHARAT ADLAKHA	166,500	0.64613	0	0.00000	0.00000	0	0.00	0	0.00	0.64613
14	SHUBHAM SUGARS LIMITED	28,000	0.10866	0	0.00000	0.00000	0	0.00	0	0.00	0.10866
15	UTTAM INDUSTRIAL ENGINEERING LIMITED	3,861,642	14.99	2750000	71.213230	10.671737	0	0.00	0	0.00	18.05287
16	UTTAM SUCROTECH LIMITED	3,474,267	13.48235	300000	8.634915	1.164190	0	0.00	0	0.00	13.48235
17	NEW CASTLE FINANCE AND LEASING PVT LTD	2,262,650	8.78051	0	0.00000	0.00000	0	0.00	0	0.00	8.78051
18	LIPJ BOILERS LIMITED	3,212,841	12.46785	2950000	91.819047	11.447864	0	0.00	0	0.00	12.46785
19	UTTAM ADLAKHA & SONS HOLDINGS PVT. LTD.	813,650	3.15748	0	0.00000	0.00000	0	0.00	0	0.00	3.15748
	TOTAL	19,326,750	75.00441	9,484,170	49.072762	36.804571	0.00	0.00	0.00	0.00	78.06728

(*) The term "encumbrance" has the same meaning as assigned to it in regulation 28(3) of the SAST Regulations, 2011




(I)(c)(i) Statement showing holding of securities (including shares, warrants, convertible securities) of persons belonging to the category "Public" and holding more than 1% of the total number of shares

Sr. No.	Name of the shareholder	Number of shares held	Shares as a percentage of total number of shares {i.e., Grand Total (A)+(B)+(C) indicated in Statement at para (I)(a) above}	Details of warrants		Details of convertible securities		Total shares (including underlying shares assuming full conversion of warrants and convertible securities) as a % of diluted share capital
				Number of warrants held	As a % total number of warrants of the same class	Number of convertible securities held	% w.r.t total number of convertible securities of the same class	
1	Punjab National Bank	560723	2.17596	0	0.0000	0	0.0000	2.17596
TOTAL		560723	2.17596	0	0.0000	0	0.0000	2.17596




(I)(c)(ii) Statement showing holding of securities (including shares, warrants, convertible securities) of persons (together with PAC) belonging to the category "Public" and holding more than 5% of the total number of shares of the company

Sr. No.	Name(s) of the shareholder(s) and the Persons Acting in Concert (PAC) with them	Number of shares	Shares as a percentage of total number of shares (i.e., Grand Total (A)+(B)+(C) indicated in Statement at para (I)(a) above)	Details of warrants		Details of convertible securities		Total shares (including underlying shares assuming full conversion of warrants and convertible securities) as a % of diluted share capital
				Number of warrants held	As a % total number of warrants of the same class	Number of convertible securities held	% w.r.t total number of convertible securities of the same class	
1	NIL		0.00					
2			0.00					
3			0.00					
4			0.00					
5			0.00					
6			0.00					
7			0.00					
8			0.00					
9			0.00					
10			0.00					
TOTAL		0	0.00	0				0



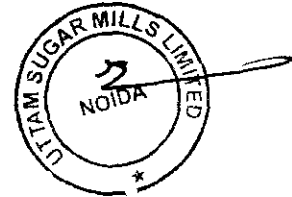
(I)(d) Statement showing details of locked-in shares

Sr. No.	Name of the shareholder	Number of locked-in shares	Locked-in shares as a percentage of total number of shares {i.e., Grand Total (A)+(B)+(C) indicated in Statement at para (I)(a) above}
1	NIL	NIL	0.00
2			0.00
3			0.00
4			0.00
5			0.00
6			0.00
7			0.00
8			0.00
9			0.00
TOTAL		0	0.00



(II)(a) Statement showing details of Depository Receipts (DRs)

Sr. No.	Type of outstanding DR (ADRs, GDRs, SDRs, etc.)	Number of outstanding DRs	Number of shares underlying outstanding DRs	Shares underlying outstanding DRs as a percentage of total number of shares (i.e., Grand Total (A)+(B)+(C) indicated in Statement at para (I)(a) above)
1	NIL			0.00
2				0.00
3				0.00
4				0.00
5				0.00
6				0.00
7				0.00
8				0.00
9				0.00
TOTAL		0	0	0.00



(II)(b) **Statement showing holding of Depository Receipts (DRs), where underlying shares held by "promoter/promoter group" are in excess of 1% of the total number of shares**

Sr. No.	Name of the DR Holder	Type of outstanding DR (ADRs, GDRs, SDRs, etc.)	Number of shares underlying outstanding DRs	Shares underlying outstanding DRs as a percentage of total number of shares (i.e., Grand Total (A)+(B)+(C) indicated in Statement at para (I)(a) above)
1	NIL			0.00
2				0.00
3				0.00
4				0.00
5				0.00
6				0.00
7				0.00
8				0.00
9				0.00
TOTAL			0	0.00

